# Telemecanique Sensors Detection components

## Panorama 2025




YAGEO GROUP Brings you

Telemecanique Sensors

# Telemecanique Sensors

## Simply easy!™

Founded over 100 years ago,
Telemecanique Sensors is specialized
in sensors and sensor-related technology.
As a global leader in the sensors business, we
help our customers select the right technology
to get the best performance and reliability from
their machines.

Focused on 3 core values – Simplicity, Proximity and Expertise – we have become experts in factory automation sensors as well as specialists in demanding applications, making our customers' lives "Simply easy!"

Visit our website and discover our full offer on
www.telemecaniquesensors.com

Telemecanique Sensors presents an expanded XU range of application photo-electric sensors to be embedded in automated lines for the packaging market segment.
With their diverse technical characteristics, high performance and smart management capabilities, they are designed to address a wide scope of specific needs.

**Sensor family per application**

> Marking detection
> Very dark and light-absorbing object detection
> Accurate detection
> Colour object detection, from simple colour to very complex colour sorting
> Transparent object detection, with or without reflector

*Laser* *Red light* *White light* *Blue light* *RGB*

*Five light spots*

## Choose the casing, connection type and size

> Plastic or metal casing
> Pre-cabled, with pigtail or connector
> Miniature, sub-miniature and compact size

*Enable smart sensors functions through IO-Link*

IO-Link

## Smart devices communicate via IO-Link protocol

> Install your new IO-Link sensor easily: automatic reading of the device identification file (IODD) and automatic detection of the sensor output mode
> Automated parameter settings: configure the detection parameters
> Extended diagnostics, with real-time information for optimised usage and maintenance

Telemecanique Sensors

## SPOTLIGHT: Photoelectric sensors XUM XUB XUN

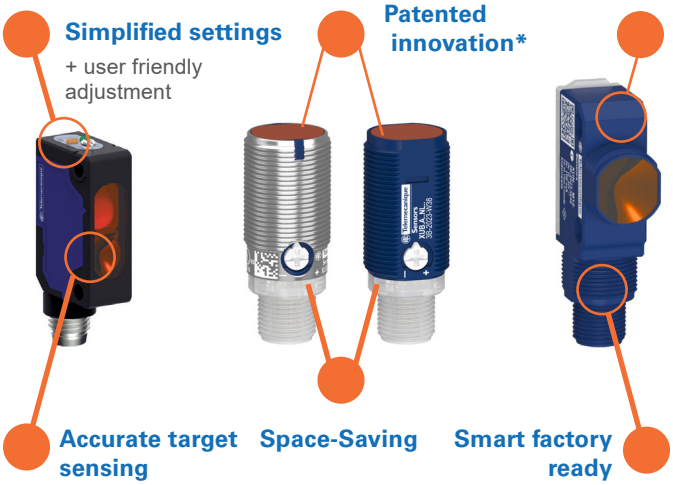


*Small reflector placed on "thru beam" sensors, reaching up to 30m, enabling the user to align the sensors in less than 4 minutes (compared to 15 minutes previously). This reduces installation time by a factor of 3!

# Pressure switches: XM Range

**Choose** : Family 1 / 1 Fluids & pressure > 2 Output type > 3 Electrical connection > 4 Fluid connection > Reference

| XMLP Electronic transmitter | Hydraulic oils, air, fresh water | | | | |
|---|---|---|---|---|---|
| M12 4 pin (male) | --30…+85° C | | Analog output | | |
| | Bar | psi | 4…20 mA | 0…10 V | 0.5…4.5 V |
| | -1 | -14.5 | XMLPM00GD21F | XMLPM00GD71F | XMLPM00GD11F |
| | 1 | 14.5 | XMLP001GD21F | XMLP001GD71F | XMLP001GD11F |
| | 6 | 87 | XMLP006GD21F | XMLP006GD71F | XMLP006GD11F |
| | 10 | 145 | XMLP010BD21F | XMLP010BD71F | XMLP010BD11F |
| | 16 | 232 | XMLP016BD21F | XMLP016BD71F | XMLP016BD11F |
| | 25 | 362 | XMLP025BD21F | XMLP025BD71F | XMLP025BD11F |
| | 40 | 580 | XMLP040BD21F | XMLP040BD71F | XMLP040BD11F |
| | 60 | 870 | XMLP060BD21F | XMLP060BD71F | XMLP060BD11F |
| | 100 | 1450 | XMLP100BD21F | XMLP100BD71F | XMLP100BD11F |
| | 160 | 2320 | XMLP160BD21F | XMLP160BD71F | XMLP160BD11F |
| | 250 | 3625 | XMLP250BD21F | XMLP250BD71F | XMLP250BD11F |
| | 400 | 5800 | XMLP400BD21F | XMLP400BD71F | XMLP400BD11F |
| G 1/4A (male) | 600 | 8700 | XMLP600BD21F | XMLP600BD71F | XMLP600BD11F |

| ZMLP Display and switch | 4-20 mA analog + switching output | | 2 switching outputs |
|---|---|---|---|
| M12 4 pin (male) | NO/NC Programmable | | NO/NC Programmable |
| PNP | Window | Hysteresis | Fixed hysteresis |
| | ZMLPA1P2SW | ZMLPA1P2SH | ZMLPA2P0SH |
| M12 4 pin (female) | Quick mounting bracket | Horizontal plan | Vertical plan or pipe |
| | | XMLPZLH01 | XMLPZLV01 |

Only usable with 4-20mA analog output XMLP electronic transmitter

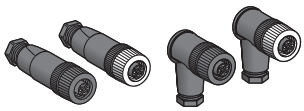

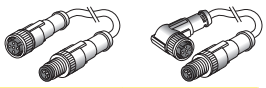

## Cabling XM

| | | Connectors (female) | |
|---|---|---|---|
| M12 | | straight | elbowed |
| (1) | 4 pin | XZCC12FDM40B | XZCC12FCM40B |
| (2) | 4 pin | XZCC12FDP40B | XZCC12FCP40B |
| (1) | 5 pin | XZCC12FDM50B | XZCC12FCM50B |

(1) Steel ring (2) Plastic ring

| | | PUR pre wired connectors (female) (3) | | |
|---|---|---|---|---|
| M12 | | straight | elbowed | elbowed PNP LED |
| 4 pin | 2 m | XZCP1141L2 | XZCP1241L2 | XZCP1340L2 |
| | 5 m | XZCP1141L5 | XZCP1241L5 | XZCP1340L5 |
| | 10 m | XZCP1141L10 | XZCP1241L10 | XZCP1340L10 |

(3) For a PVC cable, add the letter V after the P. Example: XZCPpppppp become XZCPVpppppp

| | | PUR Jumper cables | |
|---|---|---|---|
| M12 (female) | | straight | elbowed |
| M12 (male) | | straight | straight |
| 4 pin | 1 m | XZCR1511041C1 | XZCR1512041C1 |
| | 2 m | XZCR1511041C2 | XZCR1512041C2 |

# Pressure switches: XM Range

**Choose** : Family 1 / Fluids & pressure 1 > 2 Output type > 3 Electrical connection > 4 Fluid connection > Reference

## XMLA / XMLB Electromechanical

Hydraulic oils, air, fresh water, sea water / Temp. : up to 70° C

| Screw terminal | | | 1 C/O single pole contact fixed differential | | | 1 C/O single pole contact adjustable differential | | |
|---|---|---|---|---|---|---|---|---|
| | Bar | psi | ISO M20 | Pg13 | DIN connector | ISO M20 | Pg13 | DIN connector |
| | -1 | -14.5 | XMLAM01V2S12 | XMLAM01V2S11 | XMLAM01V2C11 | XMLBM02V2S12 | XMLBM02V2S11 | XMLBM02V2C11 |
| | 2.5 | 36.3 | XMLA002A2S12 | XMLA002A2S11 | XMLA002A2C11 | XMLB002A2S12 | XMLB002A2S11 | XMLB002A2C11 |
| | 4 | 58 | XMLA004A2S12 | XMLA004A2S11 | XMLA004A2C11 | XMLB004A2S12 | XMLB004A2S11 | XMLB004A2C11 |
| | 10 | 145 | XMLA010A2S12 | XMLA010A2S11 | XMLA010A2C11 | XMLB010A2S12 | XMLB010A2S11 | XMLB010A2C11 |
| | 20 | 290 | XMLA020A2S12 | XMLA020A2S11 | XMLA020A2C11 | XMLB020A2S12 | XMLB020A2S11 | XMLB020A2C11 |
| | 35 | 508 | XMLA035A2S12 | XMLA035A2S11 | XMLA035A2C11 | XMLB035A2S12 | XMLB035A2S11 | XMLB035A2C11 |
| | Hydraulic oils / Temp. : up to 160° C | | | | | | | |
| | 1 | 14.5 | XMLA001R2S12 | XMLA001R2S11 | XMLA001R2C11 | XMLB001R2S12 | XMLB001R2S11 | XMLB001R2C11 |
| | 70 | 1015 | XMLA070D2S12 | XMLA070D2S11 | XMLA070D2C11 | XMLB070D2S12 | XMLB070D2S11 | XMLB070D2C11 |
| | 160 | 2320 | XMLA160D2S12 | XMLA160D2S11 | XMLA160D2C11 | XMLB160D2S12 | XMLB160D2S11 | XMLB160D2C11 |
| | 300 | 4350 | XMLA300D2S12 | XMLA300D2S11 | XMLA300D2C11 | XMLB300D2S12 | XMLB300D2S11 | XMLB300D2C11 |
| G 1/4 (female | 500 | 7250 | XMLA500D2S12 | XMLA500D2S11 | XMLA500D2C11 | XMLB500D2S12 | XMLB500D2S11 | XMLB500D2C11 |

## XMLR Electronic + Display

Hydraulic oils, air, fresh water, refrigerant fluids

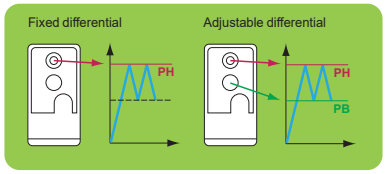


| M12 4 pin or 5 pin | | | -20… +80° C | | |
|---|---|---|---|---|---|
| | | | Analog output | | Analog + 2 switching outputs PNP - NO/NC programmable |
| | Bar | psi | 4…20 mA | 0…10 V | 4…20 mA |
| | -1 | -14.5 | XMLRM01G0T25 | XMLRM01G0T75 | XMLRM01G2P25 |
| | 1 | 14.5 | XMLR001G0T25 | XMLR001G0T75 | |
| | 2.5 | 35.2 | XMLR2D5G0T25 | XMLR2D5G0T75 | |
| | 10 | 145 | XMLR010G0T25 | XMLR010G0T75 | XMLR010G2P25 |
| | 16 | 232 | XMLR016G0T25 | XMLR016G0T75 | XMLR016G2P25 |
| | 25 | 362 | XMLR025G0T25 | XMLR025G0T75 | |
| | 40 | 580 | XMLR040G0T25 | XMLR040G0T75 | XMLR040G2P25 |
| | 100 | 1450 | XMLR100M0T25 | XMLR100M0T75 | |
| | 160 | 2320 | XMLR160M0T25 | XMLR160M0T75 | |
| | 250 | 3625 | XMLR250M0T25 | XMLR250M0T75 | XMLR250M2P25 |
| | 400 | 5800 | XMLR400M0T25 | XMLR400M0T75 | XMLR400M2P25 |
| | 600 | 8700 | XMLR600M0T25 | XMLR600M0T75 | |

Hydraulic oils, air, fresh water, refrigerant fluids

| | | | -20… +80° C | | |
|---|---|---|---|---|---|
| | | | Analog + switching output PNP - NO/NC programmable | | 2 switching outputs PNP - NO/NC programmable |
| | Bar | psi | 4…20 mA | 0…10 V | |
| | -1 | -14.5 | XMLRM01G1P25 | XMLRM01G1P75 | XMLRM01G2P05 |
| | 1 | 14.5 | XMLR001G1P25 | XMLR001G1P75 | XMLR001G2P05 |
| | 2.5 | 35.2 | XMLR2D5G1P25 | XMLR2D5G1P75 | XMLR2D5G2P05 |
| | 10 | 145 | XMLR010G1P25 | XMLR010G1P75 | XMLR010G2P05 |
| | 16 | 232 | XMLR016G1P25 | XMLR016G1P75 | XMLR016G2P05 |
| | 25 | 362 | XMLR025G1P25 | XMLR025G1P75 | XMLR025G2P05 |
| | 40 | 580 | XMLR040G1P25 | XMLR040G1P75 | XMLR040G2P05 |
| | 100 | 1450 | XMLR100M1P25 | XMLR100M1P75 | XMLR100M2P05 |
| | 160 | 2320 | XMLR160M1P25 | XMLR160M1P75 | XMLR160M2P05 |
| | 250 | 3625 | XMLR250M1P25 | XMLR250M1P75 | XMLR250M2P05 |
| | 400 | 5800 | XMLR400M1P25 | XMLR400M1P75 | XMLR400M2P05 |
| G 1/4A (female) | 600 | 8700 | XMLR600M1P25 | XMLR600MP75 | XMLR600M2P05 |

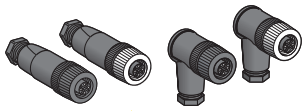

## Cabling XM

| | | Connectors (female) | |
|---|---|---|---|
| M12 | | straight | elbowed |
| (1) | 4 pin | XZCC12FDM40B | XZCC12FCM40B |
| (2) | 4 pin | XZCC12FDP40B | XZCC12FCP40B |
| (1) | 5 pin | XZCC12FDM50B | XZCC12FCM50B |

(1) Steel ring (2) Plastic ring

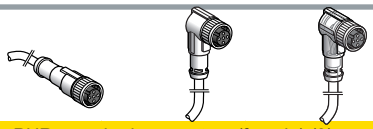

| | | PUR pre wired connectors (female) (3) | | |
|---|---|---|---|---|
| M12 | | straight | elbowed | elbowed PNP LED |
| 4 pin | 2 m | XZCP1141L2 | XZCP1241L2 | XZCP1340L2 |
| | 5 m | XZCP1141L5 | XZCP1241L5 | XZCP1340L5 |
| | 10 m | XZCP1141L10 | XZCP1241L10 | XZCP1340L10 |

(3) For a PVC cable, add the letter V after the P. Example: XZCPpppppp become XZCPVpppppp

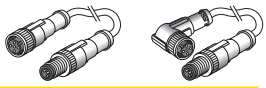

| | | PUR Jumper cables | |
|---|---|---|---|
| M12 (female) | | straight | elbowed |
| M12 (male) | | straight | straight |
| 4 pin | 1 m | XZCR1511041C1 | XZCR1512041C1 |
| | 2 m | XZCR1511041C2 | XZCR1512041C2 |

# Limit switches: XC Range

**Choose :** 1 Body > 2 Head > 3 Contact > 4 Connection > Reference




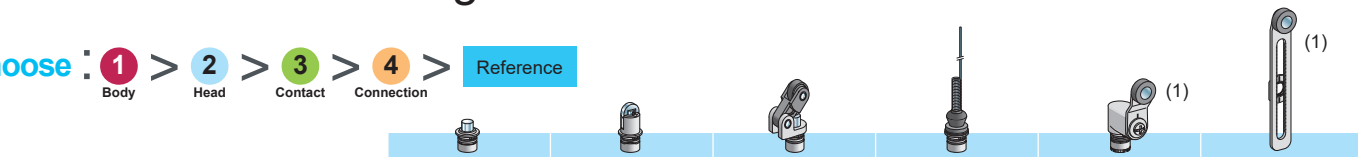


| | | | | | | | | |
|---|---|---|---|---|---|---|---|---|
| **XCKD** Metal | NO+NC Snap | M16 | XCKD2110P16 | XCKD2102P16 | XCKD2121P16 | XCKD2106P16 | XCKD2118P16 | XCKD2145P16 |
| | | Pg11 | XCKD2110G11 | XCKD2102G11 | XCKD2121G11 | XCKD2106G11 | XCKD2118G11 | XCKD2145G11 |
| | | M12 5P | XCKD2110M12 | XCKD2102M12 | XCKD2121M12 | XCKD2106M12 | XCKD2118M12 | XCKD2145M12 |
| **XCKP** Plastic | NO+NC Snap | M16 | XCKP2110P16 | XCKP2102P16 | XCKP2121P16 | XCKP2106P16 | XCKP2118P16 | XCKP2145P16 |
| | | Pg11 | XCKP2110G11 | XCKP2102G11 | XCKP2121G11 | XCKP2106G11 | XCKP2118G11 | XCKP2145G11 |
| | | M12 4P | XCKP2110M12 | XCKP2102M12 | XCKP2121M12 | XCKP2106M12 | XCKP2118M12 | XCKP2145M12 |
| **XCKT** Plastic | NO+NC Snap | M16 | XCKT2110P16 | XCKT2102P16 | XCKT2121P16 | XCKT2106P16 | XCKT2118P16 | XCKT2145P16 |
| | | Pg11 | XCKT2110G11 | XCKT2102G11 | XCKT2121G11 | XCKT2106G11 | XCKT2118G11 | XCKT2145G11 |

| | | | | | | | | |
|---|---|---|---|---|---|---|---|---|
| **XCMD** Metal | NO+NC Snap | 1 m | XCMD2110L1 | XCMD2102L1 | XCMD2124L1 | XCMD21F0L1 | XCMD21F2L1 | XCMD2115L1 | XCMD2116L1 |
| | NO+NC Slow | 1 m | XCMD2510L1 | XCMD2502L1 | XCMD2524L1 | XCMD25F0L1 | XCMD25F2L1 | XCMD2515L1 | XCMD2516L1 |
| | NO+NC Snap | M12 5P | XCMD2110C12 | XCMD2102C12 | XCMD2124C12 | XCMD21F0C12 | XCMD21F2C12 | XCMD2115C12 | XCMD2116C12 |
| | 1 C/O Snap | M12 4P | XCMD2110M12 | XCMD2102M12 | XCMD2124M12 | XCMD21F0M12 | XCMD21F2M12 | XCMD2115M12 (1) | XCMD2116M12 |

| | | Type of operator | Metal end plunger | Steel roller plunger |
|---|---|---|---|---|
| **XCSM** Metal | Safety contacts (3) 2NC+NO Slow | Cable 1m | XCSM3710L1 | XCSM3702L1 |
| | | Cable 2m | XCSM3710L2 | XCSM3702L2 |
| | | Cable 5m | XCSM3710L5 | XCSM3702L5 |

| | Type of operator | Metal end plunger | Steel roller plunger |
|---|---|---|---|
| 2NC+2NO Snap | Cable 1m | XCSM4110L1 | XCSM4102L1 |
| | Cable 2m | XCSM4110L2 | XCSM4102L2 |
| | Cable 5m | XCSM4110L5 | XCSM4102L5 |

| | | | | | | | |
|---|---|---|---|---|---|---|---|
| **XCKM** Metal | NO+NC Snap | M20 | XCKM110H29 | XCKM102H29 | XCKM121H29 | XCKM115H29 | XCKM106H29 |
| | | Pg11 | XCKM110 | XCKM102 | XCKM121 | XCKM115 | XCKM106 |
| **XCKL** Metal | NO+NC Snap | CG | XCKL110 | XCKL102 | XCKL121 | XCKL115 | XCKL106 |

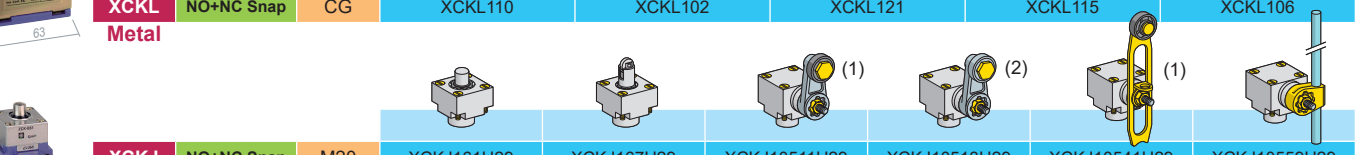


| | | | | | | | |
|---|---|---|---|---|---|---|---|
| **XCKJ** Metal | NO+NC Snap | M20 | XCKJ161H29 | XCKJ167H29 | XCKJ10511H29 | XCKJ10513H29 | XCKJ10541H29 | XCKJ10559H29 |
| | | Pg13 | XCKJ161 | XCKJ167 | XCKJ10511 | XCKJ10513 | XCKJ10541 | XCKJ10559 |
| | | 1/2NPT | XCKJ161H7 | XCKJ167H7 | XCKJ10511H7 | XCKJ10513H7 | XCKJ10541H7 | XCKJ10559H7 |
| | | M12 5P | XCKJ161D | XCKJ167D | XCKJ10511D | XCKJ10513D | XCKJ10541D | XCKJ10559D |

(1) Plastic roller (2) Steel roller

| | | NC+2NO Slow | 2NC+NO Slow | 3NC Slow | Accessories | |
|---|---|---|---|---|---|---|
| **XCSA** Metal | M20 | XCSA502 | XCSA702 | XCSA802 | XCSZ01 | XCSZ03 |
| | Pg13 | XCSA501 | XCSA701 | XCSA801 | | |
| | 1/2NPT | XCSA503 | XCSA703 | XCSA803 | | |

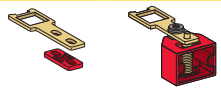

| | | NC+N0 Slow | 2NC Slow | 2NO+NC Slow | 2NC+NO Slow | 2NC+N0 Snap | Accessories | |
|---|---|---|---|---|---|---|---|---|
| **XCSPA** Plastic | M16 | XCSPA592 | XCSPA792 | XCSPA892 | XCSPA992 | XCSPA492 | XCSZ11 | XCSZ13 |
| | Pg11 | XCSPA591 | XCSPA791 | XCSPA891 | XCSPA991 | XCSPA491 | | |
| | 1/2NPT | XCSPA593 | XCSPA793 | XCSPA893 | XCSPA993 | XCSPA493 | | |

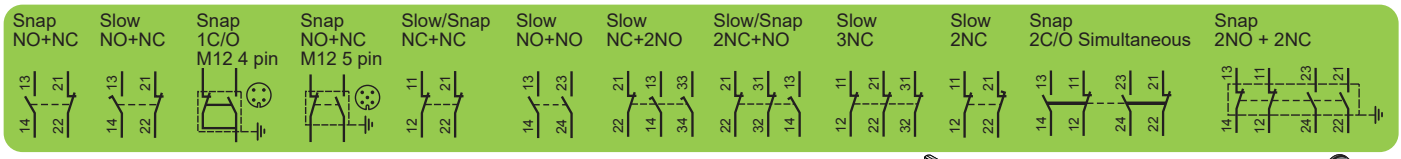


| | |
|---|---|
| M16 | Tapped M16x1.5 for ISO cable gland |
| M20 | Tapped M20x1.5 for ISO cable gland |
| Pg11 | Tapped for a N°11 cable gland |
| Pg13 | Tapped for a N°13 cable gland |
| 1/2NPT | Tapped for a 1/2" NPT |
| PF1/2 | Tapped for a PF1/2" |
| M12 5P | Connector M12, 5 pin |
| M12 4P | Connector M12, 4 pin |
| CG | Tapped with cable gland included |

## Cabling XC

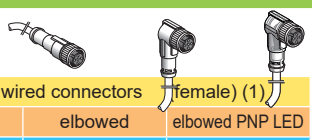

| M12 | | PUR pre wired connectors (female) (1) straight | elbowed | elbowed PNP LED |
|---|---|---|---|---|
| 4 pin | 2 m | XZCP1141L2 | XZCP1241L2 | XZCP1340L2 |
| | 5 m | XZCP1141L5 | XZCP1241L5 | XZCP1340L5 |
| | 10 m | XZCP1141L10 | XZCP1241L10 | XZCP1340L10 |
| 5 pin | 5 m | XZCP1164L5 | XZCP1264L5 | |

| M12 | | Connectors (female) straight | elbowed |
|---|---|---|---|
| (2) | 4 pin | XZCC12FDM40B | XZCC12FCM40B |
| (3) | 4 pin | XZCC12FDP40B | XZCC12FCP40B |
| (2) | 5 pin | XZCC12FDM50B | XZCC12FCM50B |

(2) Steel ring (3) Plastic ring

(1) For a PVC cable, add the letter V after the P. Example: XZCPpppppp become XZCPVpppppp

# Limit switches: XC Range

## XCKP / XCKD / XCKT

Plastic / Metal / Plastic

(1) Plastic roller

ZCE10 | ZCE11 | ZCE02 | ZCE21 | ZCE06 | ZCE08 | ZCE01 | ZCY18 | ZCY45 | ZCY49 | ZCY39

| | NO+NC Snap | NO+2NC Snap | NO+NC Slow | NC+NC Slow | NC+NC Snap | NO+NO Slow |
|---|---|---|---|---|---|---|
| XCKP | ZCP21 | ZCP39 | ZCP25 | ZCP27 | ZCP29 | ZCP28 |
| XCKD | ZCD21 | ZCD39 | ZCD25 | ZCD27 | ZCD29 | ZCD28 |

| | N0+NC Snap |
|---|---|
| M12 4P | ZCP21M12 |
| M12 5P | ZCD21M12 |

| XCKT | NC+NC Snap |
|---|---|
| M16 | ZCT21P16 |
| Pg11 | ZCT21G11 |
| | NO+NC Slow |
| M16 | ZCT25P16 |
| Pg11 | ZCT25G11 |

| Cable entry | M16 | M20 | Pg11 | Pg13.5 | 1/2 NPT | PF1/2 |
|---|---|---|---|---|---|---|
| XCKP | ZCPEP16 | ZCPEP20 | ZCPEG11 | ZCPEG13 | ZCPEN12 | ZCPEF12 |
| XCKD | ZCDEP16 | ZCDEP20 | ZCDEG11 | ZCDEG13 | ZCDEN12 | ZCDEF12 |

## XCMD

Metal

(1) Plastic roller (2) Steel roller

ZCEF2 | ZCEF0 | ZCE24 | ZCE10 | ZCE11 | ZCE02 | ZCE21 | ZCE06 | ZCE08 | ZCE01 | ZCY15 | ZCY16

| | NO+NC Snap | | NO+NC Slow | | 2NO+2NC Snap | | NO+NC Snap | 1C/O Snap |
|---|---|---|---|---|---|---|---|---|
| | ZCMD21 + | | ZCMD25 + | | ZCMD4D + | | M12 5P | M12 4P |
| | | | | | | | ZCMD21C12 | ZCMD21M12 |
| 1 m | ZCMC21L1 | ZCMD21L1 | ZCMC25L1 | ZCMD25L1 | ZCMC4DL1 | ZCMD41L1 | | |
| 2 m | ZCMC21L2 | ZCMD21L2 | ZCMC25L2 | ZCMD25L2 | ZCMC4DL2 | ZCMD41L2 | | |
| 5 m | ZCMC21L5 | ZCMD21L5 | ZCMC25L5 | ZCMD25L5 | ZCMC4DL5 | ZCMD41L5 | | |

## XCKM / XCKL

Metal

(1) Plastic roller (2) Steel roller

ZCKD15 | ZCKD16 | ZCKD06 | ZCKD08 | ZCKD21 | ZCKD23

ZCKD10 | ZCKD02 | ZCKD05 | ZCKY41 | ZCKY43 | ZCKY59

| XCKM/XCKL | NO+NC Snap | | NO+NC Slow | |
|---|---|---|---|---|
| 3xPg11 | ZCKM1 | | ZCKM5 | |
| 3xM20 | ZCKM1H29 | | ZCKM5H29 | |
| PE | | ZCKL1 | | ZCKL5 |
| 1/2 NPT | | ZCKL1H7 | | ZCKL5H7 |

| XCKS | NO+NC Snap | NO+NC Slow |
|---|---|---|
| Pg13 | ZCKS1 | ZCKS5 |
| M20 | ZCKS1H29 | ZCKS5H29 |

| XCKJ | NO+NC Snap | NO+NC Slow | 2C/O Simult. Snap |
|---|---|---|---|
| Pg13 | ZCKJ1 | ZCKJ5 | ZCKJ2 |
| M20 | ZCKJ1H29 | ZCKJ5H29 | ZCKJ2H29 |
| 1/2 NPT | ZCKJ1H7 | ZCKJ5H7 | ZCKJ2H7 |
| M12 5P | ZCKJ1D | ZCKJ5D | – |

## XCKJ

Metal

(1) Plastic roller (2) Steel roller

ZCKE23 | ZCKE67 | ZCKE61 | ZCKE06 | ZCKE08

ZCKY11 | ZCKY13

ZCKE05

Ø plastic | U steel | Ø steel

ZCKY41 | ZCKY43 | ZCKY59 | ZCKY51 | ZCKY53

## XCKS

Plastic

(1) Plastic roller
(2) Steel roller

ZCKD01 | ZCKD02

ZCKD05

ZCKY31 | ZCKY39 | ZCKY41

# Inductives: XS Range

**Choose** : Body size 1 / Sensing distance 1 > 2 Output type > 3 Connection > 4 Output function > Reference

| | | | M8 | | M12 | |
|---|---|---|---|---|---|---|
| | Sensing distance | | 1.5 mm | 2.5 mm | 2 mm | 4 mm |
| DC3 | PNP | cable | XS508B1PAL2 | XS108B3PAL2 | XS512B1PAL2 | XS112B3PAL2 |
| | | connector | XS508B1PAM8 | XS108B3PAM8 | XS512B1PAM12 | XS112B3PAM12 |
| | NPN | cable | XS508B1NAL2 | XS108B3NAL2 | XS512B1NAL2 | XS112B3NAL2 |
| | | connector | XS508B1NAM8 | XS108B3NAM8 | XS512B1NAM12 | XS112B3NAM12 |
| DC2 | | cable | XS508BSCAL2 | XS608B3CAL2 | XS512BSDAL2 | XS612B3DAL2 |
| | | connector | XS508BSCAL01M12 | XS608B3CAL01M12 | XS512BSDAM12 | XS612B3DAM12 |
| DC3 | PNP | cable | XS508BLPAL2 | XS608B1PAL2 | XS512BLPAL2 | XS612B1PAL2 |
| | | connector | XS508BLPAM12 | XS608B1PAM12 | XS512BLPAM12 | XS612B1PAM12 |
| | NPN | cable | XS508BLNAL2 | XS608B1NAL2 | XS512BLNAL2 | XS612B1NAL2 |
| | | connector | XS508BLNAM12 | XS608B1NAM12 | XS512BLNAM12 | XS612B1NAM12 |
| DC2 | | cable | XS508B1DAL2 | XS608B1DAL2 | XS512B1DAL2 | XS612B1DAL2 |
| | | connector | XS508B1DAM12 | XS608B1DAM12 | XS512B1DAM12 | XS612B1DAM12 |
| AC/DC | | cable | | | XS512B1MAL2 | XS612B1MAL2 |
| | | connector | | | XS512B1MAU20 | XS612B1MAU20 |
| Output function | | NO | A | A | A | A |
| | | NC | B | B | B | B |
| | | NO + NC | | | | (short only) C |

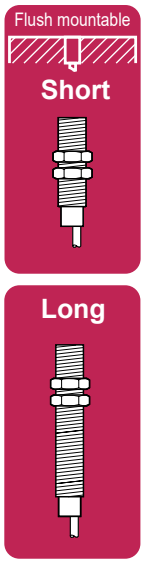


| | | | M18 | | M30 | |
|---|---|---|---|---|---|---|
| | Sensing distance | | 5 mm | 8 mm | 10 mm | 15 mm |
| DC3 | PNP | cable | XS518B1PAL2 | XS118B3PAL2 | XS530B1PAL2 | XS130B3PAL2 |
| | | connector | XS518B1PAM12 | XS118B3PAM12 | XS530B1PAM12 | XS130B3PAM12 |
| | NPN | cable | XS518B1NAL2 | XS118B3NAL2 | XS530B1NAL2 | XS130B3NAL2 |
| | | connector | XS518B1NAM12 | XS118B3NAM12 | XS530B1NAM12 | XS130B3NAM12 |
| DC2 | | cable | XS518BSDAL2 | XS618B3DAL2 | XS530BSDAL2 | XS630B3DAL2 |
| | | connector | XS518BSDAM12 | XS618B3DAM12 | XS530BSDAM12 | XS630B3DAM12 |
| DC3 | PNP | cable | XS518BLPAL2 | XS618B1PAL2 | XS530BLPAL2 | XS630B1PAL2 |
| | | connector | XS518BLPAM12 | XS618B1PAM12 | XS530BLPAM12 | XS630B1PAM12 |
| | NPN | cable | XS518BLNAL2 | XS618B1NAL2 | XS530BLNAL2 | XS630B1NAL2 |
| | | connector | XS518BLNAM12 | XS618B1NAM12 | XS530BLNAM12 | XS630B1NAM12 |
| DC2 | | cable | XS518B1DAL2 | XS618B1DAL2 | XS530B1DAL2 | XS630B1DAL2 |
| | | connector | XS518B1DAM12 | XS618B1DAM12 | XS530B1DAM12 | XS630B1DAM12 |
| AC/DC | | cable | XS518B1MAL2 | XS618B1MAL2 | XS530B1MAL2 | XS630B1MAL2 |
| | | connector | XS518B1MAU20 | XS618B1MAU20 | XS530B1MAU20 | XS630B1MAU20 |
| Output function | | NO | A | A | A | A |
| | | NC | B | B | B | B |
| | | NO + NC | | (short only) C | | (short only) C |

# XS Miniature

| | | | D4 | | M5 | |
|---|---|---|---|---|---|---|
| | Sensing distance | | 0.8 mm | 1.5 mm | 0.8 mm | 1.5 mm |
| DC3 | PNP | cable | XS504R1PAL2 | XS604R1PAL2 | XS505R1PAL2 | XS605R1PAL2 |
| | | connector | XS504R1PAM08 | XS604R1PAM08 | XS505R1PAM08 | XS605R1PAM08 |
| | NPN | cable | XS504R1NAL2 | XS604R1NAL2 | XS505R1NAL2 | XS605R1NAL2 |
| | | connector | XS504R1NAM08 | XS604R1NAM08 | XS505R1NAM08 | XS605R1NAM08 |
| Output fonction | | NO | A | A | A | A |
| | | NC | B | B | B | B |

# Inductives: XS Range

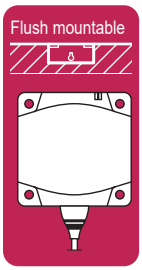


| | | | U 8x22x8 mm | U 15x32x8 mm | U 26x26x13 mm | U 40x40x15 mm |
|---|---|---|---|---|---|---|
| | Sensing distance | | 2.5 mm | 5 mm | 10 mm | 15 mm |
| DC3 | PNP | cable | XS7J1A1PAL2 | XS7F1A1PAL2 | XS7E1A1PAL2 | XS7C1A1PAL2 |
| | | connector | XS7J1A1PAL01M8 | XS7F1A1PAL01M8 | XS7E1A1PAM8 | XS7C1A1PAM8 |
| | NPN | cable | XS7J1A1NAL2 | XS7F1A1NAL2 | XS7E1A1NAL2 | XS7C1A1NAL2 |
| | | connector | | | | XS7C1A1NAM8 |
| DC2 | | cable | XS7J1A1DAL2 | XS7F1A1DAL2 | XS7E1A1DAL2 | XS7C1A1DAL2 |
| | | connector | | XS7F1A1DAL01M8 | XS7E1A1DAM8 | XS7C1A1DAM8 |

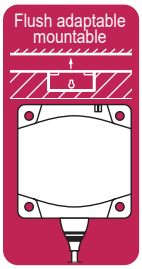


| | | | U 26x26x13 mm | U 40x40x15 mm |
|---|---|---|---|---|
| | Sensing distance | | 15 mm | 25 mm |
| DC3 | PNP | cable | XS8E1A1PAL2 | XS8C1A1PAL2 |
| | | connector | XS8E1A1PAM8 | XS8C1A1PAM8 |
| | NPN | cable | XS8E1A1NAL2 | XS8C1A1NAL2 |
| | | connector | XS8E1A1NAM8 | XS8C1A1NAM8 |
| AC/DC | | cable | XS8E1A1MAL2 | XS8C1A1MAL2 |
| | | connector | XS8E1A1MAL01U20 | XS8C1A1MAL01U20 |
| Output function | NO | | A | A | A | A |
| | NC | | B | B | B | B |

Screw terminal M 20

Connector M 12, 4 pin

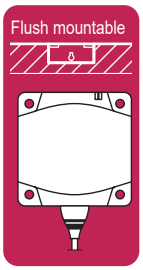


| | | | U 80x80x26 mm |
|---|---|---|---|
| | Sensing distance | | 40 mm |
| DC3 | PNP | cable | XS7D1A1PAL2 |
| | | connector | XS7D1A1PAM12 |
| | NPN | cable | XS7D1A1NAL2 |
| | | connector | XS7D1A1NAM12 |
| DC2 | | cable | XS7D1A1DAL2 |
| | | connector | XS7D1A1DAM12 |

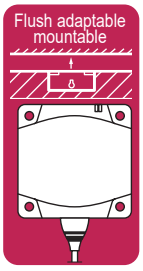


| | | | U 80x80x26 mm |
|---|---|---|---|
| | Sensing distance | | 60 mm |
| DC3 | PNP | cable | XS8D1A1PAL2 |
| | | connector | XS8D1A1PAM12 |
| | NPN | cable | XS8D1A1NAL2 |
| | | connector | XS8D1A1NAM12 |
| AC/DC | | cable | XS8D1A1MAL2 |
| | | connector | XS8D1A1MAU20 |
| Output function | NO | | A |
| | NC | | B |

Cubic



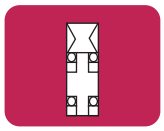

| | | | U 40x40x117 mm | Flush mountable 20 mm | Non flush mountable 40 mm |
|---|---|---|---|---|---|
| DC4 | PNP | NO+NC | XS8C2A1PCM12 | XS8C2A4PCM12 |
| | NPN | NO+NC | XS8C2A1NCM12 | XS8C2A4NCM12 |
| DC2 | | NO | XS8C2A1DAM12 | XS8C2A4DAM12 |
| AC/DC | | NO | XS8C2A1MAU20 | XS8C2A4MAU20 |
| DC4 | PNP | NO+NC | XS8C4A1PCP20 | XS8C4A4PCP20 |
| | NPN | NO+NC | XS8C4A1NCP20 | XS8C4A4NCP20 |
| DC2 | | NO or NC | XS8C4A1DPP20 | XS8C4A4DPP20 |
| AC/DC | | NO or NC | XS8C4A1MPP20 | XS8C4A4MPP20 |
| Select the type of connection | | M20 | P20 | P20 |
| | | PG13 | G13 | G13 |
| | | 1/2" NPT | N12 | N12 |

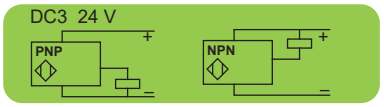


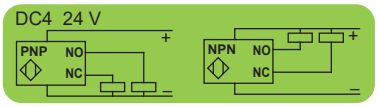


Accessories

| | | |
|---|---|---|
| For 26x26 | XSZBE00 | XSZBE90 |
| For 40x40 | XSZBC00 | XSZBC90 |

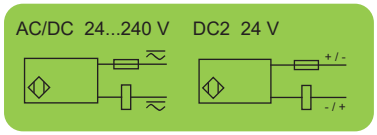


# Rotation monitoring: XSAV Range

Choose : 1 Speed > 2 Output Type > Reference

| | | | | | Low Speed | High Speed |
|---|---|---|---|---|---|---|
| | | | | Sensing distance | 10 mm | 10 mm |
| M30 | Flush | cable | Output type | DC3-PNP | XSAV11373 | XSAV12373 |
| | | | | AC/DC | XSAV11801 | XSAV12801 |

Accessories

| | |
|---|---|
| M8 | XSZB108 |
| M12 | XSZB112 |
| M18 | XSZB118 |
| M30 | XSZB130 |

## Cabling XS

| M12 | | PUR pre wired connectors (female) (1) straight | elbowed | elbowed PNP LED |
|---|---|---|---|---|
| 4 pin | 2 m | XZCP1141L2 | XZCP1241L2 | XZCP1340L2 |
| | 5 m | XZCP1141L5 | XZCP1241L5 | XZCP1340L5 |
| | 10 m | XZCP1141L10 | XZCP1241L10 | XZCP1340L10 |

(1) For a PVC cable, add the letter V after the P. Example: XZCPpppppp become XZCPVpppppp



| M12 | | Connectors (female) straight | elbowed |
|---|---|---|---|
| 4 pin | (2) | XZCC12FDM40B | XZCC12FCM40B |
| 4 pin | (3) | XZCC12FDP40B | XZCC12FCP40B |

(2) Steel ring (3) Plastic ring

# Photo-electrics: XU Range

**XU miniature,cylindrical and hybrid model**

Choose 1 (Sensing distance) > 2 (Output wires: DC4) > 3 (Output function: NPN or PNP) > 4 (Connection: Cable or connector) > Reference

| | MAX.Sensing distance | | | M18 (1) metal | M18 (1) plastic | | M18 (2) metal | M18 (2) plastic | Hybrid | | Miniature |
|---|---|---|---|---|---|---|---|---|---|---|---|
| | | | | NO + NC | NO + NC | | NO + NC | NO + NC | NO + NC | | NO or NC |
| **Diffuse** | 1 m | PNP | cable | XUB5BPXNL2 | XUB5APXNL2 | | | | XUN5APXNL2 | 1.9 m | XUM5APXBL2 |
| | | | connector 4P* | XUB5BPXNM12 | XUB5APXNM12 | | | | XUN5APXNM12 | | XUM5APXBM8 |
| (T/R) | | | IO-Link | XUB5BPYNM12 | XUB5APYNM12 | | | | XUN5APYNM12 | | |
| | | NPN | cable | XUB5BNXNL2 | XUB5ANXNL2 | | | | XUN5ANXNL2 | | XUM5ANXBL2 |
| | | | connector 4P | XUB5BNXNM12 | XUB5ANXNM12 | | | | XUN5ANXNM12 | | XUM5ANXBM8 |
| * Connector 4P M12 if the reference ends by 12 connector 4P M8 if the reference ends by 8 | | PNP | cable | | | | | | | 1.1 m | XUM6APXBL2 |
| | | | connector 4P | | | | | | | | XUM6APXBM8 |
| | | NPN | cable | | | | | | | | XUM6ANXBL2 |
| | | | connector 4P | | | | | | | | XUM6ANXBM8 |
| | 0.6 m | PNP | cable | XUB6BPXNL2 | XUB6APXNL2 | 0.5 m | XUB6BNXWL2 | XUB6APXWL2 | XUN6APXNL2 | 0.25 m | XUM4APXBL2 |
| | | | connector 4P | XUB6BPXNM12 | XUB6APXNM12 | | XUB6BNXWM12 | XUB6APXWM12 | XUN6APXNM12 | | XUM4APXBM8 |
| | | | IO-Link | XUB6BPYNM12 | XUB6APYNM12 | | XUB6BPYWM12 | XUB6APYWM12 | XUN6APYNM12 | | |
| | | NPN | cable | XUB6BNXNL2 | XUB6ANXNL2 | | XUB6BPXWL2 | XUB6ANXWL2 | XUN6ANXNL2 | | XUM4ANXBL2 |
| | | | connector 4P | XUB6BNXNM12 | XUB6ANXNM12 | | XUB6BPXWM12 | XUB6ANXWM12 | XUN6ANXNM12 | | XUM4ANXBM8 |
| **Background Suppression** | 0.3 m | PNP | cable | XUB8BPXNL2 | XUB8APXNL2 | 0.15 m | XUB8BPXWL2 | XUB8APXWL2 | XUN8APXNL2 | 0.3 m | XUM8APXBL2 |
| | | | connector 4P | XUB8BPXNM12 | XUB8APXNM12 | | XUB8BPXWM12 | XUB8APXWM12 | XUN8APXNM12 | | XUM8APXBM8 |
| Background suppression (BGS) | | | IO-Link | XUB8BPYNM12 | XUB8APYNM12 | | XUB8BPYWM12 | XUB8APYWM12 | XUN8APYNM12 | | |
| | | NPN | cable | XUB8BNXNL2 | XUB8ANXNL2 | | XUB8BNXWL2 | XUB8ANXWL2 | XUN8ANXNL2 | | XUM8ANXBL2 |
| | | | connector 4P | XUB8BNXNM12 | XUB8ANXNM12 | | XUB8BNXWM12 | XUB8ANXWM12 | XUN8ANXNM12 | | XUM8ANXBM8 |
| **Polarized Reflex** | 7 m | PNP | cable | XUB9BPXNL2 | XUB9APXNL2 | 5.5 m | XUB9BNXWL2 | XUB9APXWL2 | XUN9APXNL2 | 8 m | XUM9APXBL2 |
| | | | connector 4P | XUB9BPXNM12 | XUB9APXNM12 | | XUB9BNXWM12 | XUB9APXWM12 | XUN9APXNM12 | | XUM9APXBM8 |
| (T/R) | | | IO-Link | XUB9BPYNM12 | XUB9APYNM12 | | XUB9BPYWM12 | XUB9APYWM12 | XUN9APYNM12 | | |
| | | NPN | cable | XUB9BNXNL2 | XUB9ANXNL2 | | XUB9BPXWL2 | XUB9ANXWL2 | XUN9ANXNL2 | | XUM9ANXBL2 |
| | | | connector 4P | XUB9BNXNM12 | XUB9ANXNM12 | | XUB9BPXWM12 | XUB9ANXWM12 | XUN9ANXNM12 | | XUM9ANXBM8 |
| | Accessory: Reflector | | | XUZC50 | XUZC50 | | XUZC50 | XUZC50 | XUZC50 | | XUZC50 |
| **Thru-beam receiver** | 30 m | PNP | cable | XUB2BPXNL2R | XUB2APXNL2R | 17 m | XUB2BNXWL2R | XUB2APXWL2R | XUN2APXNL2R | 30 m | XUM2APXBL2R |
| | | | connector 4P | XUB2BPXNM12R | XUB2APXNM12R | | XUB2BNXWM12R | XUB2APXWM12R | XUN2APXNM12R | | XUM2APXBM8R |
| (R) | | | IO-Link | XUB2BPYNM12R | XUB2APYNM12R | | XUB2BPYWM12R | XUB2APYWM12R | XUN2APYNM12R | | |
| | | NPN | cable | XUB2BNXNL2R | XUB2ANXNL2R | | XUB2BPXWL2R | XUB2ANXWL2R | XUN2ANXNL2R | | XUM2ANXBL2R |
| | | | connector 4P | XUB2BNXNM12R | XUB2ANXNM12R | | XUB2BPXWM12R | XUB2ANXWM12R | XUN2ANXNM12R | | XUM2ANXBM8R |
| | Transmitter | | cable | XUB2BKXNL2T | XUB2BKXNL2T | | XUB2BKXWL2T | XUB2AKXWL2T | XUN2AKXNL2T | | XUM2AKXNL2T |
| | | | connector 4P | XUB2BKXNM12T | XUB2BKXNM12T | | XUB2BKXWM12T | XUB2AKXWM12T | XUN2AKXNM12T | | XUM2AKXNM12T |
| **Thru-beam** | 30 m | PNP | cable | XUB2BPXNL2 | XUB2APXNL2 | 17 m | XUB2BPXWL2 | XUB2APXWL2 | XUN2APXNL2 | 30 m | XUM2APXBL2 |
| | | | connector 4P | XUB2BPXNM12 | XUB2APXNM12 | | XUB2BPXWM12 | XUB2APXWM12 | XUN2APXNM12 | | XUM2APXBM8 |
| (T) (R) | | | IO-Link | XUB2BPYNM12R | XUB2APYNM12R | | XUB2BPYWM12R | XUB2APYWM12R | XUN2APYNM12 | | |
| | | NPN | cable | XUB2BNXNL2 | XUB2ANXNL2 | | XUB2BNXWL2 | XUB2ANXWL2 | XUN2ANXNL2 | | XUM2ANXBL2 |
| | | | connector 4P | XUB2BNXNM12 | XUB2ANXNM12 | | XUB2BNXWM12 | XUB2ANXWM12 | XUN2ANXNM12 | | XUM2ANXBM8 |

(1) = Straight
(2) = Angled

**Multimode**

Background suppression (BGS) — Diffuse (D) — Polarised reflex (P) — Thru-beam (TB)

| | | | | Metal | Plastic | Plastic | |
|---|---|---|---|---|---|---|---|
| | DC3 | PNP | cable | XUB0BPSNL2 | XUB0APSNL2 | XUM0APSAL2 | |
| | | | connector 4P | XUB0BPSNM12 | XUB0APSNM12 | XUM0APSAM8 | |
| | | NPN | cable | XUB0BNSNL2 | XUB0ANSNL2 | XUM0ANSAL2 | |
| | | | connector 4P | XUB0BNSNM12 | XUB0ANSNM12 | XUM0ANSAM8 | |
| | | Sensing distance | | Background Sup: 0.12 m | Diffuse: 0.3 m | BGS: 0.1 m | D: 0.4 m |
| | Output function | | NO or NC | Polarized reflex: 3 m | Thru-beam: 20 m | P: 3 m | TB: 10 m |
| Transmitter | DC | | cable | XUB0BKSNL2T | XUB0AKSNL2T | XUM0AKSAL2T | |
| | | | connector 4P | XUB0BKSNM12T | XUB0AKSNM12T | XUM0AKSAM8T | |

**Other fixings**

Single bracket

| | standard | with ball joint |
|---|---|---|
| XUB | XUZA118 (stainlesss steel) | XUZA218 (plastic) |
| XUM | XUZA50 | – |
| XUK | XUZA51 | – |
| XUX | XUZX2000 | – |

# Photo-electrics: XU Range

| | Sensing distance | | | | Compact 50x50 mm | | | | | Compact 92x71 mm |
|---|---|---|---|---|---|---|---|---|---|---|
| **Diffuse** (T/R) | 1 m | DC3 | PNP | cable | XUK5APANL2 | 2.1 m | DC3 | PNP | terminals | XUX5APANT16 |
| | | | | connector 4P | XUK5APANM12 | | | | connector 4P | XUX5APANM12 |
| | | | NPN | cable | XUK5ANANL2 | | | NPN | terminals | XUX5ANANT16 |
| | | | | connector 4P | XUK5ANANM12 | | | | connector 4P | XUX5ANANM12 |
| | | AC/DC | Relay | cable | XUK5ARCNL2 | | AC/DC | Relay | terminals | XUX5ARCNT16 |
| | | Output function | | NO | A | | | | | A |
| | | | | NC | B | | | | | B |
| **Polarized Reflex** (T/R) | 5 m | DC3 | PNP | cable | XUK9APANL2 | 11 m | DC3 | PNP | terminals | XUX9APANT16 |
| | | | | connector 4P | XUK9APANM12 | | | | connector 4P | XUX9APANM12 |
| | | | NPN | cable | XUK9ANANL2 | | | NPN | terminals | XUX9ANANT16 |
| | | | | connector 4P | XUK9ANANM12 | | | | connector 4P | XUX9ANANM12 |
| | | AC/DC | Relay | cable | XUK9ARCNL2 | | AC/DC | Relay | terminals | XUX9ARCNT16 |
| | Accessory: Reflector | | | | XUZC50 | | | | | XUZC50 |
| **Reflex** (T/R) | 7 m | DC3 | PNP | cable | XUK1APANL2 | 14 m | DC3 | PNP | terminals | XUX1APANT16 |
| | | | | connector 4P | XUK1APANM12 | | | | connector 4P | XUX1APANM12 |
| | | | NPN | cable | XUK1ANANL2 | | | NPN | terminals | XUX1ANANT16 |
| | | | | connector 4P | XUK1ANANM12 | | | | connector 4P | XUX1ANANM12 |
| | | AC/DC | Relay | cable | XUK1ARCNL2 | | AC/DC | Relay | terminals | XUX1ARCNT16 |
| | Accessory: Reflector | | | | XUZC50 | | | | | XUZC50 |
| **Thru-beam** (T) (R) | 30 m | DC3 | PNP | cable | XUK2APANL2R | 40 m | DC3 | PNP | terminals | XUX2APANT16R |
| | | | | connector 4P | XUK2APANM12R | | | | connector 4P | XUX2APANM12R |
| | | | NPN | cable | XUK2ANANL2R | | | NPN | terminals | XUX2ANANT16R |
| | | | | connector 4P | XUK2ANANM12R | | | | connector 4P | XUX2ANANM12R |
| | Accessory: Transmitter | | | cable | XUK2AKSNL2T | | | | terminals | XUX0AKSAT16T |
| | | | | connector 4P | XUK2AKSNM12T | | | | connector 4P | XUX0AKSAM12T |
| | | AC/DC | Relay | cable | XUK2ARCNL2R | | AC/DC | Relay | terminals | XUX2ARCNT16R |
| | | | | cable | XUK2ARCNL2T | | | | terminals | XUX0ARCTT16T |
| **Multimode** (Background suppression (BGS), Diffuse (D), Polarised reflex (P), Thru-beam (TB)) | | DC3 PNP/NPN | | cable | XUK0AKSAL2 | | DC3 PNP/NPN | | terminals | XUX0AKSAT16 |
| | | | | connector 4P | XUK0AKSAM12 | | | | connector 4P | XUX0AKSAM12 |
| | | AC/DC | Relay | cable | XUK0ARCTL2 | | AC/DC | Relay | terminals | XUX0ARCTT16 |
| | | Background Suppression: 0.28 m | | | Diffuse: 0.8 m | | Background Suppression: 1.3 m | | | Diffuse: 2 m |
| | | Polarized reflex: 4 m | | | Thru-beam: 30 m | | Polarized reflex: 11 m | | | Thru-beam: 40 m |
| | Accessory: Transmitter | DC | | cable | XUK0AKSAL2T | | DC | | terminals | XUX0AKSAT16T |
| | | | | connector 4P | XUK0AKSAM12T | | | | connector 4P | XUX0AKSAM12T |
| | | AC/DC | | cable | XUK0ARCTL2T | | AC/DC | | terminals | XUX0ARCTT16T |

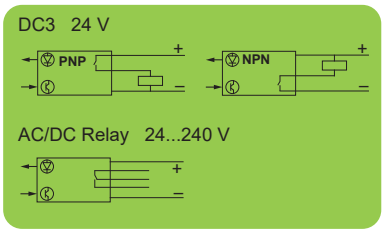

| M12 | | PUR pre wired connectors (female) (1) straight | elbowed | elbowed PNP LED |
|---|---|---|---|---|
| 4 pin | 2 m | XZCP1141L2 | XZCP1241L2 | XZCP1340L2 |
| | 5 m | XZCP1141L5 | XZCP1241L5 | XZCP1340L5 |
| | 10 m | XZCP1141L10 | XZCP1241L10 | XZCP1340L10 |

(1) For a PVC cable, add the letter V after the P. Example: XZCPpppppp become XZCPVpppppp

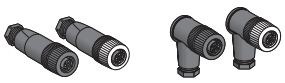

| M12 | Connectors (female) straight | elbowed |
|---|---|---|
| 4 pin (2) | XZCC12FDM40B | XZCC12FCM40B |
| 4 pin (3) | XZCC12FDP40B | XZCC12FCP40B |

(2) Steel ring (3) Plastic ring

# Photo-electrics applicative

**Choose** 1 (Body size & system) / 1 (Sensing distance) > 2 (Output wires: DC4) > 3 (Output function: NPN or PNP) > 4 (Connection: Cable or connector) > Reference

## Color sensors

| Light type | Max. Sensing distance | Output type | Connection | Output function | Compact | Miniature | Sub-miniature |
|---|---|---|---|---|---|---|---|
| White | 60 mm | DC5 | PNP/NPN /IO-Link | M12 5-Pin | XUKCBSAYM12 | | |
| | 150 mm | | | | XUKCBLAYM12 | | |
| RGB LED | 15 mm | DC4 | PNP/NPN/IO-Link | M8 4-Pin | | XUMRACAYM8 | |

## Color Mark Reader

| | | | | | | | |
|---|---|---|---|---|---|---|---|
| RGB | 15 mm | DC4 | PNP/NPN/IO-Link | M8 4-Pin | | XUMRAGAYM8 | |
| | | | | M12 4-Pin, 150 mm | | XUMRAGAYP015 | |
| | 12 mm | | | M8 4-Pin | | XUMRPGAYM8 | |
| White led | 15 mm | DC4 | PNP/NPN/IO-Link | M8 4-Pin | | XUMRAWAYM8 | |
| | | | | M12 4-Pin, 150 mm | | XUMRAWAYP015 | |
| Laser | 250 mm | DC4 | PNP/NPN/IO-Link | M8 4-Pin | | XUM5ALAYM8 | |
| | | | | M12 4-Pin, 150 mm | | XUM5ALAYP015 | |
| | | | | Cable, 2 m, 4-Wire | | XUM5ALAYL2 | |

## Transparent

| | | | | | | | |
|---|---|---|---|---|---|---|---|
| Red light | 2000 mm | DC4 | PNP/NPN/IO-Link | M8 4-Pin | | XUMTARAYM8 | |
| | | | | M12 4-Pin, 150 mm | | XUMTARAYP015 | |
| | | | | Cable, 2 m, 4-Wire | | XUMTARAYL2 | |
| | | | PNP | M8 4-Pin | | XUMTPRPXM8 | |
| | | Accessory: Reflector | | | | XUZC50 | XUZC50 |
| Blue light | 50 mm | DC4 | PNP | M8 4-Pin, 200 mm | | | XUT7ABPXP02 |
| | | | | Cable, 2 m, 4-Wire | | | XUT7ABPXL2 |
| | 100 mm | DC4 | PNP | M8 4-Pin | | XUM7ABPXM8 | |
| | | | | Cable, 2 m, 4-Wire | | XUM7ABPXL2 | |
| | 100 mm | DC4 | PNP/NPN/IO-Link | M8 4-Pin, 200 mm | | | XUT8ABAYP02 |
| | | | | Cable, 2 m, 4-Wire | | | XUT8ABAYL2 |
| | 200 mm | DC4 | PNP/NPN/IO-Link | M8 4-Pin | | XUM8ABAYM8 | |
| | | | | M12 4-Pin, 150 mm | | XUM8ABAYP015 | |
| | 1200 mm | DC4 | PNP | M12 4-Pin | XUK8ABPXM12 | | |

## Laser

| | | | | | | | |
|---|---|---|---|---|---|---|---|
| Diffuse | 250 mm | DC4 | PNP/NPN/IO-Link | M8 4-Pin | | XUM5ALAYM8 | |
| | | | | M12 4-Pin, 150 mm | | XUM5ALAYP015 | |
| | | | | Cable, 2 m, 4-Wire | | XUM5ALAYL2 | |
| BGS | 100 mm | DC4 | PNP/NPN/IO-Link | M8 4-Pin, 200 mm | | | XUT8ALAYP02 |
| | | | | Cable, 2 m, 4-Wire | | | XUT8ALAYL2 |
| | 150 mm | DC4 | PNP/NPN/IO-Link | M8 4-Pin | | XUM8ALAYM8 | |
| | | | | M12 4-Pin, 200 mm | | XUM8ALAYP015 | |
| | | | | Cable, 2 m, 4-Wire | | XUM8ALAYL2 | |
| | 200 mm | | PNP | M8 4-Pin | | XUM8PLPXM8 | |
| Reflex | 15 000 mm | DC4 | PNP/NPN/IO-Link | M8 4-Pin | | XUM9ALAYM8 | |
| | | | | M12 4-Pin, 200 mm | | XUM9ALAYP015 | |
| | | | PNP/NPN/IO-Link | Cable, 2 m, 4-Wire | | XUM9ALAYL2 | |
| | 12 000 mm | | PNP | M8 4-Pin | | XUM9PLPXM8 | |
| | 4000 mm | DC4 | | M8 4-Pin, 200 mm | | | XUT9ALPXP02 |
| | | | | Cable, 2 m, 4-Wire | | | XUT9ALPXL2 |
| | | Accessory: Reflector High precision | | | | XUZC50HP | XUZC50HP |

## BSG Blue Light

| | | | | | | | |
|---|---|---|---|---|---|---|---|
| Fixed | 50 mm | DC4 | PNP | M8 4-Pin, 200 mm | | | XUT7ABPXP02 |
| | | | | Cable, 2 m, 4-Wire | | | XUT7ABPXL2 |
| | 100 mm | DC4 | PNP | M8 4-Pin | | XUM7ABPXM8 | |
| | | | | Cable, 2 m, 4-Wire | | XUM7ABPXL2 | |
| Teach | 100 mm | DC4 | PNP/NPN/IO-Link | M8 4-Pin, 200 mm | | | XUT8ABAYP02 |
| | | | | Cable, 2 m, 4-Wire | | | XUT8ABAYL2 |
| | 200 mm | DC4 | PNP/NPN/IO-Link | M8 4-Pin | | XUM8ABAYM8 | |
| | | | | M12 4-Pin, 150 mm | | XUM8ABAYP015 | |
| | 1200 mm | DC4 | PNP | M12 4-Pin | XUK8ABPXM12 | | |

# Accessories

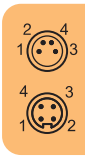

**XZ (....) M8**: Connector M8 4 pin

**XZ (....) M12**: Connector M12 4 pin

**Reflectors**

XUZC24 | XUZC80 | XUZC50 | XUZC50HP | XUZC100 | XUZC50CR

## Cabling XU

| M12 | | PUR pre wired connectors (female) (1) straight | elbowed | elbowed PNP LED |
|---|---|---|---|---|
| 4 pin | 2 m | XZCP1141L2 | XZCP1241L2 | XZCP1340L2 |
| | 5 m | XZCP1141L5 | XZCP1241L5 | XZCP1340L5 |
| | 10 m | XZCP1141L10 | XZCP1241L10 | XZCP1340L10 |

(1) For a PVC cable, add the letter V after the P.
Example: XZCP1141L2 become XZCPV1141L2 for a PVC version

## Cabling XU

| M8 | | PUR pre wired connectors (female) (1) straight | elbowed |
|---|---|---|---|
| 4 pin | 2 m | XZCP0941L2 | XZCP1041L2 |
| | 5 m | XZCP0941L5 | XZCP1041L5 |
| | 10 m | XZCP0941L10 | XZCP1041L10 |

(1) For a PVC cable, add the letter V after the P.
Example: XZCP0941L2 become XZCPV0941L2

## XUZARM

| | Compatible with |
|---|---|
| Dovetail clamp | XUM*A*AYM8 |
| Supplied with 2x M3 screws | XUM*A*AYP015 |
| | XUM*A*AYL2 |
| | XUM7ABPX** |

## XUZARS

| | Compatible with |
|---|---|
| Dovetail clamp | XUT7ABPX** |
| Supplied with 2x M3 screws | XUT8A*AY** |
| | XUT9ABPX** |

## XUZARK

| | Compatible with |
|---|---|
| Dovetail clamp | XUKCB*AYM12 |
| Supplied with 1x M3 screws | XUK8ABPXM12 |

## XUZASS

| | Compatible with |
|---|---|
| Mounting bracket | XUT7ABPX** |
| Supplied with 2x M3 screws | XUT8A*AY** |
| | XUT9ABPX** |

# Forks: XUV Range

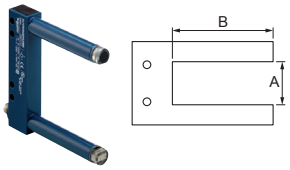


| | | | A: 50 mm / B: 60 mm | A: 80 mm / B: 60 mm | A: 120 mm / B: 120 mm | A: 180 mm / B: 120 mm |
|---|---|---|---|---|---|---|
| DC3 | PNP | M8 3 pin | XUVR0605PANM8 | XUVR0608PANM8 | XUVR1212PANM8 | XUVR1218PANM8 |
| | NPN | M8 3 pin | XUVR0605NANM8 | XUVR0608NANM8 | XUVR1212NANM8 | XUVR1218NANM8 |
| Output function | | NO | A | A | A | A |
| | | NC | B | B | B | B |

DC3 24 V

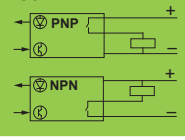

XX512A1**pp**M8: Connector M8 4 pin

XX512A2**pp**M8, XUVR**ppppp**M8: Connector M8 3 pin

XX**pppppp**M12: Connector M12 4 pin

## Cabling XX & XUV

| M8 | | PUR pre wired connectors (female) (1) straight | elbowed | elbowed PNP LED |
|---|---|---|---|---|
| 3 pin | 2 m | XZCP0566L2 | XZCP0666L2 | |
| | 5 m | XZCP0566L5 | XZCP0666L5 | |
| | 10 m | XZCP0566L10 | XZCP0666L10 | |
| 4 pin | 2 m | XZCP0941L2 | XZCP1041L2 | |
| | 5 m | XZCP0941L5 | XZCP1041L5 | |
| | 10 m | XZCP0941L10 | XZCP1041L10 | |
| M12 | | | | |
| 4 pin | 2 m | XZCP1141L2 | XZCP1241L2 | XZCP1340L2 |
| | 5 m | XZCP1141L5 | XZCP1241L5 | XZCP1340L5 |
| | 10 m | XZCP1141L10 | XZCP1241L10 | XZCP1340L10 |

| | | Connectors (female) M12 straight | elbowed |
|---|---|---|---|
| (2) | 4 pin | XZCC12FDM40B | XZCC12FCM40B |
| (3) | 4 pin | XZCC12FDP40B | XZCC12FCP40B |

(2) Steel ring (3) Plastic ring

| | Connectors (male) M12 straight | elbowed |
|---|---|---|
| 4 pin | XZCC12MDM40B | XZCC12MCM40B |
| 5 pin | XZCC12MDM50B | XZCC12MCM50B |

(1) For a PVC cable, add the letter V after the P. Example: XZCPpppppp become XZCPVpppppp



| | Push-Pull (PNP NO, NPN NC) | NPN (NO) | PNP (NO) |
|---|---|---|---|
| M12 | XUVU04M3BL02M12 | XUVU04M3NL02M12 | XUVU04M3PL02M12 |
| Cable | XUVU04M3BL2 | XUVU04M3NL2 | XUVU04M3PL2 |
| M8 | XUVU04M3BM8 | XUVU04M3NM8 | XUVU04M3PM8 |

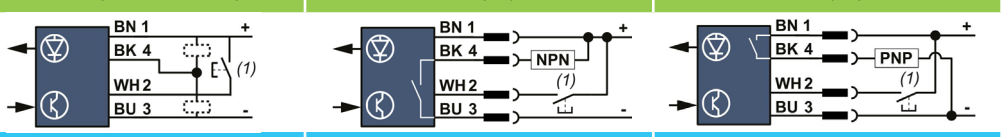


(1) WH 2 connected to (+) : External Teach-in

# Ultrasonics: XX Range

**Choose** : Body size (1) / Sensing distance (1) > (2) Output function > (3) Output type > (4) Connection > Reference

| | | | M12 | | M18 | | M18 plastic (2) | M18 brass (2) | M18 stainless (2) | M18 metal |
|---|---|---|---|---|---|---|---|---|---|---|
| Sensing distance | | | 0.05 m | 0.1 m | 0.15 m | 0.5 m Adjust. (1) | 1 m Adjust. (1) | 1 m Adjust. (1) | 1 m Adjust. (1) | 0.05 m |
| | Connectors/Cables | | M8 4 pin | M8 3 pin | M12 4 pin | M12 4 pin | M12 5 pin | M12 5 pin | M12 5 pin | M12 4 pin |
| NO | DC4 | PNP/NPN | XX512A1KAM8 | | XX518A1KAM12 | | | | | |
| | DC3 | PNP | | XX512A2PAM8 | | XX518A3PAM12 | | | | XXV18B1PAM12 |
| | | NPN | | XX512A2NAM8 | | XX518A3NAM12 | | | | XXV18B1NAM12 |
| NO or NC | DC3 | PNP | | | | | XXS18P1PM12 | XXS18B1PM12 | XXS18S1PM12 | |
| | | | | | | | XXA18P1PM12 | XXA18B1PM12 | XXA18S1PM12 | |
| Analog | | 4…20 mA | | | | XX918A3C2M12 | XXS18P1AM12 | XXS18B1AM12 | XXS18S1AM12 | |
| | | | | | | | XXA18P1AM12 | XXA18B1AM12 | XXA18S1AM12 | |
| | | 0…10 V | | | | XX918A3F1M12 | XXS18P1VM12 | XXS18B1VM12 | XXS18S1VM12 | |
| | | | | | | | XXA18P1VM12 | XXA18B1VM12 | XXA18S1VM12 | |

(1) Adjustable with XXZPB100 (2) Configurable with XXZBOX01 by software S = straight A = angled

| | | | M30 plastic (2) | | | | M30 Brass (2) | | | M30 Stainless (2) | | |
|---|---|---|---|---|---|---|---|---|---|---|---|---|
| Sensing distance | | | 1 m Adjust. (1) | 2 m Adjust. (1) | 4 m Adjust. (1) | 8 m Adjust. (3) | 1 m Adjust. (1) | 2 m Adjust. (1) | 4 m Adjust. (1) | 1 m Adjust. (1) | 2 m Adjust. (1) | 4 m Adjust. (1) |
| | Connectors | | M12 5-pin | M12 5-pin | M12 5-pin | M12 5-pin | M12 5-pin | M12 5-pin | M12 5-pin | M12 5-pin | M12 5-pin | M12 5-pin |
| NO or NC | DC3 | PNP | XXS30P1PM12 | XXS30P2PM12 | XXS30P4PM12 | | XXS30B1PM12 | XXS30B2PM12 | XXS30B4PM12 | XXS30S1PM12 | XXS30S2PM12 | XXS30S4PM12 |
| | | | XXA30P1PM12 | XXA30P2PM12 | | | XXA30B1PM12 | XXA30B2PM12 | | XXA30S1PM12 | XXA30S2PM12 | |
| | DC4 | 2 x PNP | | | | XXS30P8PPM12 | | | | | | |
| | | 2 x NPN | | | | XXS30P8NNM12 | | | | | | |
| Analog | DC3 | 4…20mA | XXS30P1AM12 | XXS30P2AM12 | XXS30P4AM12 | | XXS30B1AM12 | XXS30B2AM12 | XXS30B4AM12 | XXS30S1AM12 | XXS30S2AM12 | XXS30S4AM12 |
| | | | XXA30P1AM12 | XXA30P2AM12 | | | XXA30B1AM12 | XXA30B2AM12 | | XXA30S1AM12 | XXA30S2AM12 | |
| | | 0…10V | XXS30P1VM12 | XXS30P2VM12 | XXS30P4VM12 | | XXS30B1VM12 | XXS30B2VM12 | XXS30B4VM12 | XXS30S1VM12 | XXS30S2VM12 | XXS30S4VM12 |
| | | | XXA30P1VM12 | XXA30P2VM12 | | | XXA30B1VM12 | XXA30B2VM12 | | XXA30S1VM12 | XXA30S2VM12 | |
| Analog + NO or NC | DC4 | 4…20 mA + PNP | | | | XXS30P8APM12 | | | | | | |
| | | 0…10V + PNP | | | | XXS30P8VPM12 | | | | | | |

(1) Adjustable with XXZPB100 (2) Configurable with XXZBOX01 by software (3) Push-button integrated on the product S = straight A = angled

| | | | Flat 7.6x19x33 | Flat 16x30x74 | Flat 60x30x18 + M18 | |
|---|---|---|---|---|---|---|
| Sensing distance | | | 0.1 m | 0.25 m | 0.5 m Adjust. | 0.5 m Adjust. |
| | Connectors | | M12 4 pin | M12 4 pin | M12 4 pin | M12 4 pin |
| NO | DC3 | PNP | XX7F1A2PAL01M12 | XX7K1A2PAM12 | | XX7V1A1PAM12 (1) |
| | | NPN | XX7F1A2NAL01M12 | XX7K1A2NAM12 | | XX7V1A1NAM12 (1) |
| Analog | | 4…20 mA | | | XX9V1A1C2M12 (1) | |
| | | 0…10 V | | | XX9V1A1F1M12 (1) | |

(1) Adjustable with XXZPB100

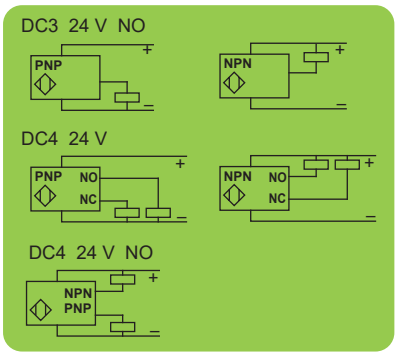


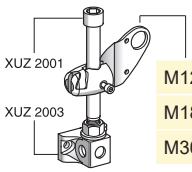


| | |
|---|---|
| M12 | XUZB2012 |
| M18 | XUZB2003 |
| M30 | XUZB2030 |

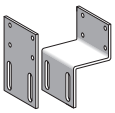

For XX7K

| | |
|---|---|
| Flat | XXZ3074F |
| Cranked | XXZ3074S |

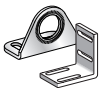

| | |
|---|---|
| M12 | XXZ12 |
| M18 | XUZA118 |
| M30 | XXZ30 |
| XX7F | XXZ1933 |

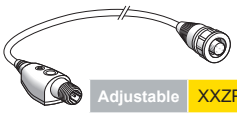

| | |
|---|---|
| Adjustable | XXZPB100 |

# RFID Systems: XG Range

**Choose :** 1 Mounting type > 2 Dimensions > 3 Output or communication protocol > 4 Body type (color, LED, connector) > Reference

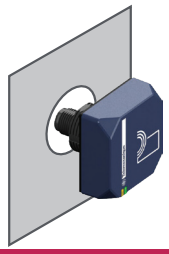

| | | | |
|---|---|---|---|
| | Compact 40x40mm | | |
| | Sensing distance 18-70mm | | |
| | PNP output with 1 pulse | Modbus RTU | |
| | Blue body, connector on back | White body with remote lights, connector on back | Stand alone |
| **Panel mounting (1)** | XGCS491B201 | XGCS49LB201 | XGCS490B201 |

(1) compatible with ZB5AZ905 and XGSZCNFAC

| | | | |
|---|---|---|---|
| | Compact 40x40mm | Compact 80x80mm | |
| | Sensing distance 18-70mm | Sensing distance 20-100mm | |
| | Modbus RTU | | Modbus TCP & Ethernet/IP |
| | Blue body, connector and cable by side | | |
| **Screw mounting** | XGCS4901201 | XGCS8901201 | XGCS850C201 |

| | | |
|---|---|---|
| | XGSZCNFAC | Set of configuration badges |
| | XGSZCNF01 | Configuration badge |
| | XGHB90E341 | Pack of user's badges |
| **Accessories** | XGHBPB3345 | Key fob tag |

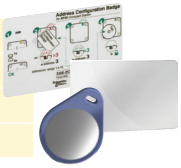

| | |
|---|---|
| XZCC12MDB50R | M12 connector |
| XZCPV11V2L2/5/10 | M12 pre-wired connector |
| XZCPV12V2L2/5/10 | M12 pre-wired connector |

**Note:** For our complete range of sensor solutions, visit www.tesensors.com

# IO-Link Master

| IO-Link Master devices | Reference | Protocol | Suply voltage | Number of ports | Port size | Dimension (mm) (H x W x D) | Temperature range (°C) / Degree of protection | Product certification |
|---|---|---|---|---|---|---|---|---|
| | XZIOM8AM12EY | EtherNet/IP | 18..31,2 VDC | 8 class A | M12 | 200 x 60 x 32 | -25..+70 / IP67 | CE - UKCA (1) |
| | XZIOM8AM12PY | ProfiNet | | | | | | |

(1) cULus comming soon

| Power cables | Reference | Type of connector | End fittings | Lenght (m) | |
|---|---|---|---|---|---|
| | XZCPK75DL2 | Female | 5-pin (1+FE) | 2 | 1.5 mm² |
| | XZCPK75DL5 | | | 5 | 1.5 mm² |
| | XZCPK75CL2 | | | 2 | 1.5 mm² |
| | XZCPK75CL5 | | | 5 | 1.5 mm² |
| | XZCR25K25DL2 | Male/Female | M12 5-pin/M12 5-pin | 2 | 1.5 mm² |
| | XZCR25K25DL5 | | | 5 | 1.5 mm² |
| | XZCR26K26CL2 | | | 2 | 1.5 mm² |
| | XZCR26K26CL5 | | | 5 | 1.5 mm² |

| Communication cables | Reference | Type of connector | Lenght (m) |
|---|---|---|---|
| | XGSZ12E4503 | M12 D-coded to RJ45, straight/straight | 3 |
| | XGSZ12E4510 | | 10 |
| | XGSZ22E4503 | Jumper M12/RJ45, straight/elbowed | 3 |
| | XGSZ22E4510 | | 10 |

| T-connector | Reference | Type of connector | End fittings |
|---|---|---|---|
| | TCSCTN011M11F | 1 Male/2 Female | M12 5-pin/M12 5-pin |



Discover our complete offer: www.telemecaniquesensors.com or contact your local sales agency

**TMSS France SAS**
Share capital: 366 931 214 euros
2 Avenue Gambetta - Tour Eqho
92400 Courbevoie
908 125 255 RCS de Nanterre
www.telemecaniquesensors.com

The information provided in this documentation contains general descriptions and/or technical characteristics of the performance of the products contained herein. As standards, specifications and design change from time to time, please ask for confirmation of the information given in this publication. Neither TMSS France nor any of its subsidiaries or other affiliated companies shall be responsible or liable for misuse of the information contained in this document.

Telemecanique™ Sensors is a trademark of Schneider Electric Industries SAS used under license by TMSS France. Any other brands or trademarks referred to in this document are property of TMSS France or, as the case may be, of its subsidiaries or other affiliated companies. All other brands are trademarks of their respective owners.

As standards, specifications and design change from time to time, please ask for confirmation of the information given in this publication

© 2024, TMSS France, All Rights Reserved

April 2025 TESELEA000087EN